

SEPARATE FINANCIAL STATEMENT REPORT

Unit: VND

Indicators	Trade Code	Notes	As at 31/03/2026	As at 01/01/2026
ASSETS				
A - SHORT-TERM ASSETS	100		47,869,072,243	40,108,595,346
I. Cash and cash equivalents	110	V.1	16,025,986,866	10,409,805,036
1. Cash	111		11,025,986,866	4,409,805,036
2. Cash equivalents	112		5,000,000,000	6,000,000,000
II. Short-term financial investments	120	V.2	15,000,000,000	15,000,000,000
1. Held-to-maturity investments	123		15,000,000,000	15,000,000,000
III. Receivables	130		15,094,930,034	14,041,306,308
1. Short-term receivables from customers	131	V.3	5,104,786,040	4,187,385,933
2. Short-term advances to suppliers	132	V.3	2,262,509,929	2,256,509,929
4. Other short-term receivables	135	V.3	9,344,130,050	9,213,906,431
5. Short-term provision for doubtful debts	136	V.3	(1,616,495,985)	(1,616,495,985)
IV. Other current assets	150		1,748,155,343	657,484,002
1. Short-term allocation waiting costs	161	V.9	1,149,633,244	16,500,000
2. Deductible VAT	162		201,364,392	239,888,195
3. Taxes and other receivables from the State	163		397,157,707	401,095,807
B - LONG-TERM ASSETS	200		182,291,659,532	182,381,940,557
I. Long-term receivables	210		816,935,520	1,454,060,520
1. Long-term loan receivables	211		-	-
2. Other long-term receivables	215	V.5	816,935,520	1,454,060,520
II. Fixed assets	220		11,570,102,033	11,549,049,986
1. Tangible fixed assets	221	V.6	4,307,101,194	4,280,631,672
- Original cost	222		21,504,277,742	21,330,277,742
- Accumulated depreciation (*)	223		(17,197,176,548)	(17,049,646,070)
2. Intangible fixed assets	227	V.7	7,263,000,839	7,268,418,314
- Original cost	228		7,511,097,914	7,511,097,914
- Accumulated depreciation (*)	229		(248,097,075)	(242,679,600)
III. Long-term work-in-progress assets	250		1,504,934,508	952,729,008
1. Construction in progress	252		1,504,934,508	952,729,008
IV. Long-term financial investments	260	V.8	163,500,000,000	163,500,000,000
1. Investment in subsidiaries	261		86,050,000,000	82,300,000,000
2. Investment in other entities	263		77,450,000,000	77,450,000,000
V. Other long-term assets	270		4,899,687,471	4,926,101,043
1. Long-term allocation waiting costs	271	V.9	4,899,687,471	4,926,101,043
TOTAL ASSETS (270 = 100+200)	280		230,160,731,775	222,490,535,903


CAPITAL SOURCES	Mã số	TM	As at 31/03/2026	As at 01/01/2026
A- LIABILITIES	300		24,151,752,074	18,976,352,429
I. Short-term liabilities	310		17,096,987,806	12,108,329,554
1. Short-term payables to suppliers	311	V.11	2,512,325,292	1,718,000,759
2. Short-term prepayments from buyers	312	V.11	86,562,079	39,034,399
3. Taxes and other payables to the state	313	V.12	6,032,787,478	4,486,072,926
4. Payables to employees	314		544,257,161	636,040,811
5. Short-term payable expenses	315	V.13	659,406,252	336,410,540
6. Short-term deferred revenue	319	V.15	60,258,076	114,822,382
7. Other short-term payables	320	V.14	7,070,665,736	4,639,022,005
8. Short-term loans and financial leasing debts	322	V.16	-	-
9. Bonus and welfare funds	323		130,725,732	138,925,732
II. Long-term liabilities	330		7,054,764,268	6,868,022,875
1. Other long-term payables	338	V.14	7,054,764,268	6,868,022,875
B - OWNER'S EQUITY	400		206,008,979,701	203,514,183,474
I. Owner's equity	410	V.10	206,008,979,701	203,514,183,474
1. Owner's capital contribution	411	V.19	150,000,000,000	150,000,000,000
- Common shares with voting rights	411a		150,000,000,000	150,000,000,000
2. Development investment fund	418	V.19	33,013,831,925	33,013,831,925
3. Other funds under owner's equity	420	V.19	3,410,429,248	3,410,429,248
4. Undistributed profit after tax	421		19,584,718,528	17,089,922,301
- Undistributed profit after tax accumulated to the end of the previous period	421a		17,089,922,301	1,303,305,161
- Undistributed profit after tax of this period	421b	V.19	2,494,796,227	15,786,617,140
TOTAL CAPITAL (440 = 300 + 400)	440		230,160,731,775	222,490,535,903

Hanoi, April 28, 2026

Prepare

Chief Accountant

General Director





Mr Phạm Quốc Chinh

Mr Phạm Quốc Chinh


Mr Dao Nguyen Dang

REPORT ON THE OF SEPARATE BUSINESS RESULTS


Unit: VND

Indicator	Indicator code	Note	Quarter I this year	Quarter I last year	Cumulative number from the beginning of the year to the end of quarter I (This year)	Cumulative number from the beginning of the year to the end of quarter I (Last year)
1	2	3	4	5	6	7
1. Sales and service revenue	01	VI.1	3,167,799,432	3,254,765,206	13,359,194,373	11,934,236,937
2. Revenue deductions	02	VI.1	70,286,673			
3. Net sales and service revenue (10= 01-02)	10	VI.1	3,097,512,759	3,254,765,206	3,097,512,759	3,254,765,206
4. Cost of goods sold	11	VI.2	2,393,332,294	2,627,762,614	2,393,332,294	2,627,762,614
5. Gross profit from sales and service: (20=10-11)	20		704,180,465	627,002,592	704,180,465	627,002,592
6. Financial revenue	21	VI.3	3,226,959,093	150,682,004	3,226,959,093	150,682,004
7. Financial expenses	22	VI.4		3,196,876	-	3,196,876
- of which: interest expense	23		-		-	-
8. Sales expenses	25		-	-	-	-
9. Business management expenses	26		1,343,328,400	1,530,350,899	1,343,328,400	1,530,350,899
10. Net profit from business activities 30= 20 +(21-22)-(25+26)	30		2,587,811,158	(755,863,179)	2,587,811,158	(755,863,179)
11. Other income	31	VI.5	-	641	-	641
12. Other expenses	32	VI.6	93,014,931	124,365,371	93,014,931	124,365,371
13. Other profit (40=31-32)	40		(93,014,931)	(124,364,730)	(93,014,931)	(124,364,730)
14. Total profit before tax (50=30+40)	50		2,494,796,227	(880,227,909)	2,494,796,227	(880,227,909)
15. Current corporate income tax expense	51		-	-	-	-
16. Deferred corporate income tax expense	52		-	-	-	-
17. Profit after corporate income tax (60= 50-51-52)	60	VI.7	2,494,796,227	(880,227,909)	2,494,796,227	(880,227,909)
18. Basic Earnings Per Share	70		166	(59)	166	(59)
19. Diluted Earnings Per Share	71		166	(59)	166	(59)

Prepare


Mr Pham Quoc Chinh

Chief Accountant


Mr Pham Quoc Chinh

Hanoi, April 28, 2026

General Director


VIETFRACHT
Mr Dao Nguyen Dang

CASH FLOW STATEMENT - INDIRECT METHOD

Đơn vị tính: VND

No.	Indicator	Code	Note	Accumulated from the beginning of the year to the end of the first quarter of this year	Accumulated from the beginning of the year to the end of the first quarter of last year
I	Cash Flows from Operating Activities				
1	Profit Before Tax	01		2,494,796,227	(880,227,909)
2	Adjustments for Items			-	
	- Depreciation of Fixed assets and investment Property	02		152,947,953	170,401,869
	- Exchange rate gains and losses due to revaluation of foreign currency items	04		(60,101,160)	
	- investment gains and losses	05		(3,166,857,933)	(150,872,941)
	- interest expense	06		-	-
	- Other adjustments	07			-
3	Operating profits before changes in working capital	08		(579,214,913)	(860,698,981)
	- Increases and decreases in Receivables	09		(674,036,823)	(1,722,176,194)
	- Increases and decreases in inventories	10		-	-
	- Increases and decreases in payables (excluding interest Payable and corporate income tax Payable)	11		5,188,599,645	2,775,224,039
	- Increases and decreases in prepaid expenses	12		(1,106,719,672)	(1,087,681,577)
	- Interest paid	14		-	-
	- Other Cash receipts from operating activities	16		-	26,988,050
	- Other Cash payments for operating activities	17		(13,200,000)	(35,788,050)
	Net cash flows from operating activities	20		2,815,428,237	(904,132,713)
II	Cash flows from investing activities				
1	Cash paid for purchasing and constructing fixed assets and other long-term assets	21		(726,205,500)	-
2	Cash received from liquidation and sale of fixed assets and other long-term assets	22		-	-
3	Cash paid for lending and purchasing debt instruments of other entities	23		-	-
4	Cash recovered from lending and reselling debt instruments of other entities	24		300,000,000	-
5	Cash paid for investing in other entities	25		-	-

NOTES TO FINANCIAL STATEMENTS

I- Characteristics of business operations:

1- Form of capital ownership:

The Transport and Chartering Joint Stock Company was equitized from the Transport and Chartering Company (100% State-owned Company) according to Decision No. 963/QD-BGTVT dated April 27, 2006 and Decision No. 1944/QD-BGTVT

dated September 22, 2006 of the Ministry of Transport. Trading name: Transport and Chartering Corporation
Abbreviation: VIETFRACHT

Head office of the Company at 74 Nguyen Du, Hai Ba Trung, Hanoi

Charter capital according to the Business Registration and Tax Registration Certificate No. 0100105937 issued by the Department of Planning

and Investment of Hanoi City on January 3, 2018 (registered for the 10th change) is 150,000,000,000 VND, divided into 15,000,000 shares, the par value of each share is 10,000 VND/share.

2- Business areas: Inland container depot (ICD) business, maritime brokerage services, ship chartering and ship leasing.

3- Business lines: Transport of goods by sea; ship chartering, ship leasing; brokerage and other services, shipping agency, freight forwarding agency...

4- Normal production and business cycle: Not more than 12 months.

5- Enterprise structure:

Branches:

- Branch of Transport and Chartering Joint Stock Company in Ho Chi Minh City;
- **Branch of Transport and Chartering Joint Stock Company in Hai Phong City;**
- Branch of Transport and Chartering Joint Stock Company in Hai Phong City.
- Branch of Transport and Chartering Joint Stock Company in Quang Ninh Province.

Subsidiaries:

- Vietfracht Hung Yen Logistics Joint Stock Company;
- Vietfracht Hanoi One Member Co., Ltd. (Decision on establishment dated March 28, 2018);
- Vietfracht Ho Chi Minh City One Member Co., Ltd. (Decision on establishment dated April 9, 2018);
- Vietfracht Hai Phong One Member Co., Ltd. (Decision on establishment dated March 29, 2018).

Indirect affiliates and joint ventures:

- Unithai Maruzen Logistics Vietnam Joint Stock Company.

6. Comparative information on the Financial Statements: The figures of the financial statements were prepared in

II- Accounting period, currency used in accounting:

1. Accounting year: starts from January 1 and ends on December 31 of each year
2. Currency used in accounting: Vietnam Dong

III- Applicable accounting standards and regimes

1. Applicable accounting standards and regulations: The company applies the Vietnamese Accounting Standards and Corporate Accounting Regulations issued under Circular No. 99/2025/TT-BTC dated October 27, 2025, and the Circulars amending and supplementing certain articles of Circular No. 99/2025/TT-BTC dated October 27, 2025, guiding the Corporate Accounting Regulations.

2. Applicable accounting form: Accounting by vouchers.

IV-Applicable accounting policies

1. Cash and cash equivalents: Cash includes cash in hand, bank deposits.

2. Foreign currency transactions

Transactions in currencies other than Vietnamese Dong (VND) are converted into Vietnamese Dong at the exchange rate at the time of the transaction. Exchange rate differences incurred during the fiscal period are recorded in financial expenses or revenue in the fiscal period.

The balance of cash assets, cash equivalents and liabilities denominated in foreign currencies at the end of the fiscal period are converted into Vietnamese Dong at the buying rate of the bank with the transaction account at the end of the fiscal period.

Exchange rate differences arising from the revaluation of balances at the end of the fiscal period are recorded in financial expenses or revenue in the fiscal period.

3. Financial investments

Financial investments are accounted for using the original cost method. The Company only records in the income statement the portion of the accumulated net profit of the investee arising after the date of investment. Any other amount received by the Company other than the profit is considered as a recovery of investments and is recorded as a deduction from the cost of the investment.

Financial investments at the reporting date, if:

Have a recovery period or maturity not exceeding 90 days from the date of purchase of the investment are considered "cash equivalents";

Have a capital recovery period of less than 1 (one) year or within 1 (one) business cycle are classified as short-term assets; and

Have a capital recovery period of more than 1 (one) year or more than 1 (one) business cycle are classified as long-term assets.

Loans

Loans are determined at cost less provisions for doubtful debts. Provision for doubtful debts of the Company's loans is made in accordance with current accounting regulations.

Long-term financial investments

Investments in subsidiaries, joint ventures and associates

A subsidiary is an entity in which the Company has the power to control the financial policies and operations so as to obtain economic benefits from its operations.

An associate is an entity in which the Company has significant influence but is neither a subsidiary nor a joint venture of the Company. Significant influence is the power to participate in making financial and operating decisions of the investor but does not have control or joint control over those policies.

Investments in other entities

Other long-term investments include investments in shares, capital contributions to other entities with a ratio of less than 20% of the charter capital of the investee company, loans and other long-term investments. Other investments are recorded at actual purchase price. Investments in subsidiaries, joint ventures and associates are presented in the Balance Sheet at cost less provisions for impairment (if any). Provisions for impairment of investments in subsidiaries, joint ventures and associates are made in accordance with Circular No. 48/2019/TT-BTC dated August 8, 2019 of the Ministry of Finance on “Guidelines for the provision and use of provisions for impairment of inventories, losses in financial investments, bad debts and warranties for products, goods and

4. Receivables

Receivables are presented in the Separate Financial Statements at the carrying value of receivables from the Company's customers and other receivables plus provisions for bad debts. At the time of reporting, if:

- Receivables with a collection or payment period of less than 1 year (or within a business production cycle) are classified as short-term assets;
- Receivables with a collection or payment period of more than 1 year (or more than one business production cycle) are classified as long-term assets;

Provisions for receivables are established in accordance with Circular No. 200/2014/TT-BTC (“Circular 200”) dated December 22, 2014 of the Minister of Finance and Circular 200/2014/TT-BTC guiding the Enterprise Accounting Regime and Circular No. 48/2019/TT-BTC dated August 8, 2019 of the Ministry of Finance guiding the regime of setting up and using provisions for inventory price reduction, loss of financial investments, bad debts and warranty of products, goods and construction works at enterprises.

5. Inventories

Inventories are determined at cost. In case the net realizable value is less than the original price, it is recorded at the net realizable value. The cost of inventories comprises all costs incurred in bringing the inventories to their present location and condition, including: purchase price, non-refundable taxes, transportation, handling, storage costs during the purchase process, standard loss, and other costs directly attributable to the purchase of inventories.

The Company applies the periodic inventory method to account for inventories. The selling price of inventories is calculated using the monthly weighted average method.

6. Principles of recording and depreciation of fixed assets

Fixed assets are reflected at their original cost and accumulated depreciation.

Tangible fixed assets

The original cost of tangible fixed assets includes the purchase price and any costs directly related to bringing the asset to a state of readiness for use. The original cost of tangible fixed assets by self-made or self-constructed assets includes construction costs, actual production costs incurred plus installation and testing costs. The costs of upgrading tangible fixed assets are capitalized, increasing the original cost of fixed assets; maintenance and repair costs are included in the business results of the year. When tangible fixed assets are sold or liquidated, the original cost and accumulated depreciation are written off and any gains or losses arising from the liquidation of tangible fixed assets are included in the business results of the year.

Depreciation of tangible fixed assets is calculated using the straight-line method, applied to all assets at the rate calculated to allocate the original cost over the estimated period of use and in accordance with the guidance in Circular No. 45/2013/TT-BTC dated April 25, 2013 of the Ministry of Finance on guiding the management, use and depreciation regime of fixed assets, Circular No. 147/2016/TT-BTC dated October 13, 2016 amending and supplementing a number of articles of Circular No. 45/2013/TT-BTC and Circular No. 28/2017/TT-BTC dated April 12, 2017 amending and supplementing a number of articles of Circular No. 45/2013/TT-BTC.

The depreciation period of the company's tangible fixed assets is as follows:

Type of asset	Depreciation period (years)
- Buildings, structures	05-50
- Machinery, equipment	05-07
- Means of transport, transmission	07-15

Intangible fixed assets

The original cost of intangible fixed assets includes the purchase price and any costs directly related to preparing the asset to be ready for use. The costs of upgrading assets are capitalized into the original cost of fixed assets; other costs are charged to the business results of the period. When intangible fixed assets are sold or liquidated, the original cost and accumulated depreciation are written off and any gain or loss arising from the liquidation of intangible fixed assets is charged to the business results of the business.

Depreciation of intangible fixed assets is calculated using the straight-line method, applied to all assets at the rate calculated to allocate the original cost over the estimated period of use and in accordance with the guidance in Circular No. 45/2013/TT-BTC dated April 25, 2013 of the Ministry of Finance on the guidance on the management, use and depreciation of fixed assets and Circular No. 147/2016/TT-BTC dated October 13, 2016 amending and supplementing a number of articles of Circular No. 45/2013/TT-BTC.

The depreciation period of the company's intangible fixed assets is as follows:

- Management software 03 - 05 years
- Land use rights According to actual time

7. Prepaid expenses.

These are types of actual expenses that have been incurred but are related to the results of production and business activities of many accounting years.

The company's short-term prepaid expenses are tools, equipment awaiting allocation, ship rental insurance, land rent and other expenses.

The company's long-term prepaid expenses are major repairs, issuance of Thang Long Ship Certificate, major repairs, issuance of Bluelotus Ship Certificate, cargo transfer warehouse operator project and other expenses.

8. Liabilities

Liabilities are recorded at cost

Payables to suppliers are commercial payables arising from the purchase of goods and services.

Other payables include non-commercial payables not related to the purchase of goods and services.

9. Accrued expenses

Payables arising from the purchase of goods and services received from suppliers and recorded in the production and business costs of the reporting year but without invoices or complete accounting documents.

10. Principles of recording equity:

The owner's investment capital is recorded according to the actual capital contributed by the owner.

The reserve funds belonging to equity are set aside from undistributed profit after tax according to the decision of the General Meeting of Shareholders.

Undistributed profit after tax is the profit from the Company's production and business activities after deducting adjustments due to retroactive application of changes in accounting policies, retroactive adjustment of material errors of previous years, setting up funds and distributing dividends to shareholders according to the provisions of law and approved by the Board of Directors.

11. Principles and methods of recording revenue:

Revenue is recorded when the transaction results are determined reliably and the Company is able to obtain economic benefits from this transaction.

Doanh thu bán hàng được ghi nhận khi phần lớn rủi ro và lợi ích gắn liền với quyền sở hữu hàng hóa đã được chuyển giao cho người mua và hàng hóa đã được giao cho người mua và được chấp nhận của khách hàng.

Revenue from rendering services is recognized when the significant risks and rewards have been transferred to the customer and the services have been provided and accepted by the customer.

Financial revenue includes revenue arising from interest on deposits, interest on loans, and other financial revenue. Interest on deposits and interest on loans is determined on an accrual basis, determined on the balance of deposits and the applicable interest rate.

Interest from investments is recognized when the Company has the right to receive the interest.

12. Unearned revenue

Reflects the current amount and the increase or decrease in the enterprise's unrealized revenue during the accounting period. Unearned revenue includes revenue received in advance such as: Amounts paid in advance by customers for one or more accounting periods for asset leasing.

13. Principles of accounting for cost of goods sold

Cost of goods sold reflects the capital value of services sold during the period, ensuring the principle of matching with revenue recorded during the period.

14. Principles of accounting for financial expenses

The Company's financial operating expenses include loan interest expenses and expenses for joint venture activities arising during the financial period.

15. Principles of accounting for sales expenses and business management expenses

Business management expenses reflect the Company's general management expenses, including expenses for salaries of the business management department, social insurance, health insurance, union fees, unemployment insurance of business management staff, office materials, labor tools, depreciation of fixed assets used for business management, land rent, business license tax, provision for bad debts, outsourced services and other cash expenses.

16. Principles and methods of recording VAT expenses, other taxes, corporate income tax, deferred corporate income tax.

The VAT rate for the Company's products will be 0% for international transportation services and 10% for other services.

Other taxes are applied according to current tax laws in Vietnam.

The Company is required to pay corporate income tax at the rate of 20%

Current income tax is the tax calculated on taxable income for the period using the tax rate applicable in the financial period. Taxable income differs from accounting profit due to adjustments for temporary differences between tax accounting and financial accounting as well as adjustments for income or expenses that are not taxable or deductible

Deferred income tax liability is recognized for all taxable temporary differences, except to the extent that the deferred income tax liability arises from the initial recognition of an asset or liability in a transaction that, at the time of the transaction, affects neither accounting profit nor taxable profit (or tax loss).

V- Additional information and details for items presented in the Balance Sheet

Unit of measurement VND

Indicator	Tại 31/3/2026	Tại 01/01/2026
1. Cash and cash equivalents		
- Cash	7,564,748	7,520,341
- Bank deposits	11,018,422,118	4,402,284,695
- Cash equivalents	5,000,000,000	6,000,000,000
Total	16,025,986,866	10,409,805,036
2. Short'-term financial investments		
- Investments held to maturity	-	-
- Short-term loan Receivables	-	-
- Provision for Short-term investment diminution	-	-
Total	-	-
3. Short-term receivables		
- Trade Receivables	5,104,786,040	4,187,385,933
- Prepayments to suppliers	2,262,509,929	2,256,509,929
- Other Receivables, Short-term assets	9,344,130,050	9,213,906,431
+Advances	53,181,651	165,000,000
+Shipping line taxes not yet exempted	5,229,333,970	5,229,333,970
+Short-term deposits, collateral	-	-
+loan interest Receivables	743,276,707	722,288,214
+Other Receivables	3,318,337,722	3,097,284,247
-Provision for doubtful debts	(1,616,495,985)	(1,616,495,985)
Total	15,094,930,034	14,041,306,308
4. Long-term receivables		
- Other long-term Receivables	816,935,520	56,935,520
- deposits, pledges	10,000,000	347,125,000
Total	816,935,520	404,060,520

6. Increase and decrease of tangible fixed assets:						
Items	Buildings	Machinery and equipment	Means of transport and transmission	Equipment and tools for managing	Other fixed assets	Total
Original cost of tangible fixed assets						
Balance at 01/01/2026	19,037,396,043	296,560,439	1,289,135,000	707,186,260	-	21,330,277,742
- Liquidation, sale	-	-	-	-	-	-
- New purchase	-	174,000,000	-	-	-	174,000,000
Balance at 31/03/2026	19,037,396,043	470,560,439	1,289,135,000	707,186,260	-	21,504,277,742
Accumulated depreciation						
Balance at 01/01/2026	14,756,764,371	296,560,439	1,289,135,000	707,186,260	-	17,049,646,070
- Depreciation during the period	147,530,478	-	-	-	-	147,530,478
- Liquidation, sale	-	-	-	-	-	-
Balance at 31/03/2026	14,904,294,849	296,560,439	1,289,135,000	707,186,260	-	17,197,176,548
Remaining value of tangible fixed assets						
- As at 01/01/2026	4,280,631,672	-	-	-	-	4,280,631,672
- As at 31/03/2026	4,133,101,194	174,000,000	-	-	-	4,307,101,194
7. Increase and decrease of intangible fixed assets						
Item	Land use rights	Copyrights, patents	Trademarks	Computer software	Other intangible assets	Total
Original cost of intangible fixed assets						
Balance at 01/01/2026	7,355,097,914	-	-	156,000,000	-	7,511,097,914
Balance at 31/03/2026	7,355,097,914	-	-	156,000,000	-	7,511,097,914
Accumulated depreciation						
Balance at 01/01/2026	86,679,600	-	-	156,000,000	-	242,679,600
- Depreciation during the period	5,417,475	-	-	-	-	5,417,475
Balance at 31/03/2026	92,097,075	-	-	156,000,000	-	248,097,075
Remaining value of intangible fixed assets						
- As at 01/01/2026	7,268,418,314	-	-	-	-	7,268,418,314
- As at 31/03/2026	7,263,000,839	-	-	-	-	7,263,000,839

8. Long-term financial investments	Tại 31/3/2026	As at 01/01/2026
Investment in Subsidiaries	86,050,000,000	82,300,000,000
Vietfracht Hung Yen Logistics Joint Stock Company	32,050,000,000	28,300,000,000
"Vietfracht Hanoi One Member Co., Ltd. (Decision on establishment dated March 28, 2018)"	12,000,000,000	12,000,000,000
"Vietfracht Ho Chi Minh City One Member Co., Ltd. (Decision on establishment dated April 9, 2018)"	12,000,000,000	12,000,000,000
"Vietfracht Hai Phong One Member Co., Ltd. (Decision on establishment dated March 29, 2018)"	30,000,000,000	30,000,000,000
Investment in other entities	77,450,000,000	77,450,000,000
Hanoi Real Estate Investment, Service and Trading Joint Stock Company (Decision 35/2019/QD-BDS HN dated	77,450,000,000	77,450,000,000
Total	163,500,000,000	159,750,000,000
9. Prepaid expenses	Tại 31/3/2026	As at 01/01/2026
Short-term prepaid expenses	1,149,633,244	16,500,000
- Land rental and Other expenses	1,149,633,244	16,500,000
Long-term prepaid expenses	4,899,687,471	4,926,101,043
- Fixed asset repair costs, warehouse operation projects and Other expenses	4,899,687,471	4,926,101,043
10. Deferred income tax assets	-	-
11. Payables to suppliers and buyers in advance	Tại 31/3/2026	As at 01/01/2026
- Payables to suppliers	2,512,325,292	1,718,000,759
- Buyers in advance	86,562,079	39,034,399
Total	2,598,887,371	1,757,035,158
12. Taxes and amounts payable to the State	Tại 31/3/2026	As at 01/01/2026
- VAT	152,062,730	52,905,032
- Personal income tax	52,969,645	333,040,156
- Land fees, land tax	1,625,400,810	105,526,791
- Other taxes	4,316,051,650	5,229,252,224
Total	6,032,787,478	5,720,724,203
13. Short-term payable expenses	Tại 31/3/2026	As at 01/01/2026
- Payable expenses	659,406,252	336,410,540
Total	659,406,252	336,410,540
14. Other payments and payables	Tại 31/3/2026	As at 01/01/2026
14.1 Short term	7,070,665,736	4,639,022,005
- Social insurance, health insurance, unemployment insurance	84,641,131	28,068,308
- Union dues	26,088,308	75,077,131
- Other payables	6,959,936,297	4,535,876,566

14.2 Long term	7,054,764,268	6,868,022,875
- Payable to Vipco Petroleum Transport Joint Stock Company, interest on capital contribution to Cai Lan warehouse project	4,230,000,000	4,230,000,000
-Receive other collateral deposits	1,163,536,153	1,184,660,507
- Transfer MOL balance to the Company	1,371,639,899	1,371,639,899
- Other payables	289,588,216	81,722,469
Cộng	14,125,430,004	11,507,044,880
15. Short-term unearned revenue	60,258,076	114,822,382
16. Off-balance sheet items	Tại 31/3/2026	As at 01/01/2026
US Dollar (USD)	192,902.19	97,845.79

19. Equity

19.1 Reconciliation table of changes in Equity

	Owner's capital	Share capital surplus	Other funds belonging to owners' capital	Asset revaluation difference	Development investment fund	Undistributed profit after tax Total	Total
A	1	2	3	4	5	6	7
As at 01/01/2025	150,000,000,000	-	3,410,429,248	-	33,013,831,925	7,376,622,840	193,800,884,013
- Increase during the period	-	-	-	-	-	9,713,299,461	9,713,299,461
<i>Profit after tax</i>	-	-	-	-	-	15,786,617,140	15,786,617,140
<i>Allocate funds</i>						(118,317,679)	
<i>Distribute dividends</i>						(5,955,000,000)	
<i>Other decreases</i>	-	-	-	-	-	0	-
As at 31/12/2025	150,000,000,000	-	3,410,429,248	-	33,013,831,925	17,089,922,301	203,514,183,474
As at 01/01/2026	150,000,000,000	-	3,410,429,248	-	33,013,831,925	17,089,922,301	203,514,183,474
- Increase during the period	-	-	-	-	-	2,494,796,227	2,494,796,227
<i>Profit after tax</i>	-	-	-	-	-	2,494,796,227	2,494,796,227
<i>Other increase</i>							
<i>Other decreases</i>	-	-	-	-	-	0	0
As at 31/03/2026	150,000,000,000	-	3,410,429,248	-	33,013,831,925	19,584,718,528	206,008,979,701

19.2 Details of owner's investment capital	This period			This period last year		
	Total	Common Stock Capital	Preferred Stock Capital	Total	Common Stock Capital	Preferred Stock Capital
- Contributed capital (Shareholders, members)	150,000,000,000	150,000,000,000	-	150,000,000,000	150,000,000,000	-
- Share capital surplus						
- Treasury shares						
Total	150,000,000,000	150,000,000,000	-	150,000,000,000	150,000,000,000	-

19.3 Capital transactions with owners and dividend and profit n	As at 31/03/2026	As at 01/01/2026
- Owner's investment capital		
+ capital contribution at the beginning of the year	150,000,000,000	150,000,000,000
+ capital contribution increased during the year		
+ capital contribution decreased during the year		
+ capital contribution at the end of the year	150,000,000,000	150,000,000,000
- Dividends, profits distributed		


19.4 Shares	As at 31/03/2026	As at 01/01/2026
- Number of shares permitted to be issued	15,000,000	15,000,000
- Number of shares issued and fully Contributed	-	-
+ Common shares	15,000,000	15,000,000
+ Preferred shares	-	-
- Number of shares repurchased	15,000,000	15,000,000
+ Shares of state shareholders:	-	-
+ Shares of individual shareholders, companies:	15,000,000	15,000,000
- Number of outstanding shares	15,000,000	15,000,000
+ Common shares	15,000,000	15,000,000
+ Preferred shares	-	-

* Par value of shares: 10,000 VND/share.

VI. Additional information for items presented in the income statement:


1 Revenue	01/01/2026 - 31/03/2026	01/01/2025 - 31/03/2025
Sales and service revenue	3,097,512,759	3,254,765,206
In which		
+ Revenue from maritime Transport services	-	-
+ Revenue from freight forwarding services	343,828,803	655,472,485
+ Revenue from Other services	2,753,683,956	2,599,292,721
2. Cost of goods sold	01/01/2026 - 31/03/2026	01/01/2025 - 31/03/2025
Cost of goods sold	2,393,332,294	2,627,762,614
In which:		
+ Cost of maritime transport services	-	-
+ Cost of freight forwarding services	281,023,899	563,450,238
+ Cost of other services	2,112,308,395	2,064,312,376
3. Financial revenue	01/01/2026 - 31/03/2026	01/01/2025 - 31/03/2025
- interest on deposits, loans	3,226,959,093	150,682,004
- Dividends, profits shared	212,918,224	150,682,004
- Exchange rate differences	2,946,500,000	0
- capital transfer profits	60,101,160	0
	-	-
4. Financial expenses	01/01/2026 - 31/03/2026	01/01/2025 - 31/03/2025
Financial expenses	-	3,196,876
In which:		
+ interest on loans	-	-
+ Exchange rate differences	-	3,196,876
+ Other financial expenses	-	-
5. Business management expenses	1,343,328,400	1,530,350,899
6. Other income	01/01/2026 - 31/03/2026	01/01/2025 - 31/03/2025
Other income	0	641
Liquidation, transfer of fixed assets	-	-
Other items	0	641
7. Other expenses	01/01/2026 - 31/03/2026	01/01/2025 - 31/03/2025
Other expenses	93,014,931	124,365,371
Residual value of liquidated, transferred assets	-	-
Other expenses	93,014,931	124,365,371
8. Corporate income tax payable and profit after tax for the period	01/01/2026 - 31/03/2026	01/01/2025 - 31/03/2025
- Total accounting profit before tax	2,494,796,227	(880,227,909)
- Deferred corporate income tax	-	-
-Profit after corporate income tax	2,494,796,227	(880,227,909)

Prepare



Mr Pham Quoc Chinh

Chief Accountant



Mr Pham Quoc Chinh

Hanoi, April 28, 2026



Mr Dao Nguyen Dang